


SINGER
61W62,W63

LIST OF PARTS



MACHINES Nos. 61w62 and 61w63

THE SINGER MANUFACTURING COMPANY

INDEX

	PAGE
ACCESSORIES	16
ROBIN WINDER	16
FEED DOGS	18
GUIDES	20
KNEE LETTER	18
MACHINE No. 61w62	7
" " 61w63	15
NUMERICAL LIST OF PARTS	21
PRESSER FEET	19
THROAT PLATES	19

Instructions for Ordering

In ordering from this list, use **ONLY** the **PART** number in the **FIRST** column.

The number stamped on a Sewing Machine Part is the number of the Single Part only, except when the part includes Set Screws, Clamping Screws, Studs and Rollers Spun on, Small Wires riveted, or Parts soldered together, etc., which it is necessary to furnish in combination.

Every combination of parts sent out has its specific number which, although not stamped on Parts (except in above case), must be used when ordering the combination.

Each number always indicates the **SAME PART** in whatever list it appears, or for whatever Machine.

The letters after some of the numbers indicate the style of finish only, as follows:

- A. Hardened, Polished and Plated.
- B. Polished and Plated.
- C. Hardened only.
- D. Polished only.
- E. Soft, not polished.
- F. Hardened and Polished.
- H. Blued.

These letters **MUST BE USED** when they appear in the list and **AFTER** the number, as in the list.

In this series

- 200001 to 201500 are Screw Numbers.
- 201501 to 201800 are Nut Numbers.
- 201801 to 202000 are Roller Numbers.
- 202001 and upward are Numbers of Machine Parts.

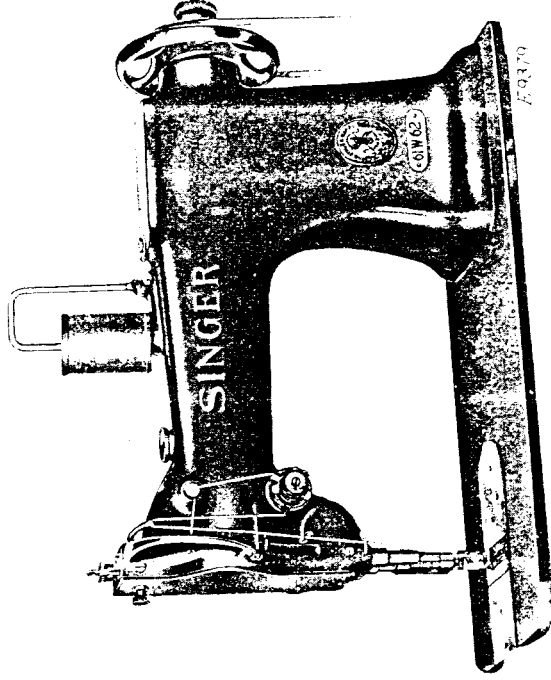
The figures in the second column refer only to the plate in which the illustration of the part is shown and are **NOT TO BE USED** in ordering.

Two or more numbers over a cut indicate that the difference between such parts is not visible in an illustration.

Parts marked with an asterisk (*) are furnished only when repairs are made at the factory.

LIST OF PARTS COMPLETE

FOR



MACHINE No. 61W62

For Collars and Cuffs (Troy Style)

No.	Plate	Name
*207079	Arm	Arm
202247	10667	Cap
2002780	10244	" " Screw
202248	10244	" " Washer
204235	13392	" Position Pin (2)
2000104	10245	" Screw (3)
202005	10245	" Washer (3)
202249	13351	" Shaft with 200357r and 203100
202243	13351	" Bushing (back) with 202244
207080	13390	Arm Shaft Bushing (front) with 202244
200502B	10246	Arm Shaft Bushing (front) Oil Packing Thumb Screw
202244	-----	Arm Shaft Bushing Oil Packing (wick)

No.	Plate	Name	No.	Plate	Name
200338C	10244	Arm Shaft Bushing Set Screw (2)	200038C	10245	Feed Bar Slide Block Crank Pinch Screw
202530	13351	" " Connection Belt	200205F	10245	Feed Bar Slide Block Hinge Screw
202252	10244	" " " Pulley with 200327C, 200602E and two 202253	201518E	10245	" " " Nut
200602E	10244	Arm Shaft Connection Belt Pulley	202280	13360	Feed Dog
200327C	10244	Arm Shaft Connection Belt Pulley	200106E	10245	" Screw (2)
202253	10244	Arm Shaft Connection Belt Pulley	202297	10667	" Driving Connection with 200054E and 202277
203100	—	Spring Flange	202298	10245	Feed Driving Connection Crank with 200038C
200357E	10244	Arm Shaft Oil Packing (wick)	200038C	10245	Feed Driving Connection Crank Pinch Screw
202255	13351	Balance Wheel (belt groove 2 1/2 in. diam.) with 200328C and 200335C	200545C	10245	Feed Driving Connection Hinge Screw
200328C	10244	Balance Wheel Position Screw	201518E	10245	Feed Driving Connection Hinge Screw Nut
200335C	10244	" " Set Screw	202277	—	Feed Driving Connection Oil Packing (wick)
*207081	—	Bed	200054E	13392	Feed Driving Connection Pinch Screw
207082	13390	" Plate (back)	202300	10246	Feed Driving Eccentric Regulating Bracket
200577H	10245	" " Screw	203134	—	Feed Driving Eccentric Regulating Bracket 202300 with 202252, two each 201014C and 201525E
207083	13390	" Slide (front)	201014C	10245	Feed Driving Eccentric Regulating Bracket Hinge Screw
202265	13392	Bobbin	201525E	10245	Feed Driving Eccentric Regulating Bracket Hinge Screw Nut
*202848	—	" Case	202301	10246	Feed Driving Eccentric Regulating Bracket Plunger
202267	13392	" Latch	202595	10246	Feed Driving Eccentric Regulating Bracket Plunger Spring
*202056	—	" " Pin	200607C	10246	Feed Driving Eccentric Regulating Bracket Plunger Spring Stop Screw
202269	13392	" " Plunger	201014C	10245	Feed Driving Eccentric Regulating Bracket Stop Screw
202270	13392	" " Spring	201525E	10245	Feed Driving Eccentric Regulating Bracket Stop Screw
202716	13392	" " Tension Spring	201525E	10245	Feed Driving Eccentric Regulating Bracket Stop Screw Nut
200984C	13392	" " " Regulating Screw	200607C	10246	Feed Driving Eccentric Regulating Bracket Plunger Spring Stop Screw
200594C	13392	Robbin Case Tension Spring Screw	201014C	10245	Feed Driving Eccentric Regulating Bracket Stop Screw
202717	13358	Robbin Case complete, Nos. 200594C, 200984C, 202056, 202267, 202269, 202270, 202716 and 202848	201525E	10245	Feed Driving Eccentric Regulating Bracket Stop Screw
200459D	13392	Cloth Guide Thumb Screw	200607C	10246	Feed Driving Eccentric Regulating Bracket Plunger Spring Stop Screw
202514	10274	Compound Presser Bar 202506 with 202874 and 225832	200607C	10246	Feed Driving Eccentric Regulating Bracket Plunger Spring Stop Screw
202832	—	Compound Presser Bar 202514 with 202515 to 202519	201014C	10245	Feed Driving Eccentric Regulating Bracket Stop Screw
202274	10667	Face Plate	201525E	10245	Feed Driving Eccentric Regulating Bracket Stop Screw
202135	10245	" Position Pin	200429C	10246	Feed Driving Eccentric Regulating Bracket Stop Screw Nut
200462B	10245	" Thumb Screw	200383C	10246	Feed Driving Eccentric Regulating Screw Check Screw
202275	10667	Feed Bar	202303	13390	Feed Driving Rock Shaft
200641C	10246	" Hinge Screw (driving)	206860	—	" " with 200641C, 201522E and 202275
201522E	10246	" " Nut			
202276	10245	" Slide Block			
202298	10245	" " Crank with 200038C			
203124	—	Feed Bar Slide Block Crank 202298 with 200205E, 201518F and 202276			

No.	Plate	Name
202305	10245	Feed Driving Rock Shaft Center (2)
200043c	10246	" " " " " Set
		Screw (2)
202306	10667	Feed Lifting Connection with 200054e and 202277
202307	10246	Feed Lifting Connection Eccentric with 200382c and 200437c
200437c	10246	Feed Lifting Connection Eccentric Position Screw
200382c	13358	Feed Lifting Connection Eccentric Set Screw
200545c	10245	Feed Lifting Connection Hinge Screw
201518e	10245	Feed Lifting Connection Hinge Screw Nut
202277	---	Feed Lifting Connection Oil Packing (wick)
200054e	13392	Feed Lifting Connection Pinch Screw
202308	13390	Feed Lifting Rock Shaft
202305	10245	" " " " Center (2)
200043c	10246	" " " " " Set Screw (2)
202310	13390	Feed Regulating Spindle with 202311, 202443 and 202619
*202311	---	Feed Regulating Spindle Head
202443	10244	" " " " Pin
202619	13392	" " " " Position Pin
*244010	---	Hook (sewing)
244015	13394	" 244010 with 200445c, 200596f, 200614c, 202320, 203101, 206775, 206978 and 244011
244016	---	Hook and Bobbin Case complete, Nos. 202717 and 244015
244013	13392	Hook Counter Balance with 200444c
200444c	13392	" " " Position Screw
206978	13358	" Gfb
200614c	13392	" " Hinge Screw
200596f	13392	" " Screw
203101	---	" Oil Wick
*202320	---	" Shaft, 1 1/2 in. long
202321	10245	" " Bushing (back)
200346c	10245	" " " " Set Screw
202322	10245	" " " (front)
200346c	10245	" " " " Set Screw
202323	10244	" " Connection Belt Pulley with 202324 and two 201018c
201018c	13392	Hook Shaft Connection Belt Pulley Set Screw

No.	Plate	Name
202324	10244	Hook Shaft Connection Belt Pulley Spring Flange
202260	---	Hook Shaft Oil Packing (wick) (2)
206775	13392	" " Pin
244014	13392	" Washer
200145c	13392	" " Screw
257837	13394	Knee Lifter Connection Lever
244035	---	" " " " 257837 with 202447, 244034 and two 200262n
200262n	10248	Knee Lifter Connection Lever Hinge Screw
202447	13394	Knee Lifter Connection Lever Lifting Rod with 202302
202302	10248	Knee Lifter Connection Lever Lifting Rod Cotter Pin
244034	13394	Knee Lifter Lifting Lever
200262n	10248	" " " " Hinge Screw
202649	13358	Needle Bar (offset, hollow) with 200141f
202327	10248	Needle Bar Bushing
206881	---	" " " " 202327 with 202649
200352c	10248	Needle Bar Bushing Set Screw
202331	10248	" " " Connecting Link
236073	13392	" " " " O.I.I Guard
200161n	10247	Needle Bar Connecting Link Oil Guard Screw
202333	10248	Needle Bar Connecting Link Stud with 202254
202254	---	Needle Bar Connecting Link Stud Oil Packing (wick)
200374c	13393	Needle Bar Connecting Link Stud Set Screw
*206891	---	Needle Bar Connecting Stud
202329	10248	" " " " 206891 with 200086c and 202330
202330	---	Needle Bar Connecting Stud Oil Packing (wick)
200086c	10248	Needle Bar Connecting Stud Pinch Screw
202328	13394	Needle Bar Crank with 200335c, 200428c, 202333 and two 200374c
203117	---	Needle Bar Crank 202328 with 202329, 202331 and 202398 to 202400

No.	Plate	Name	No.	Plate	Name
203172	10248	Needle Bar Crank Friction Washer	202068	12153	Spool Holder Base
200428c	10248	" " " Position Screw	200575h	13393	" " " Screw
200335c	10244	" " " Set Screw	204296	12153	" " " Wire
200141f	10248	" Set Screw	200079h	13393	" " " Hinge Screw
202506	-----	Presser Bar (hollow)	204297	12153	Spool Holder complete, Nos. 200079h, 202068 and 204296
202509	13358	" " Auxiliary Bar with 200543h	202397	13393	Take-up (auxiliary)
202510	10275	Presser Bar Auxiliary Bar Collar with 200141f	200842e	13393	" " " Screw
200141f	10248	Presser Bar Auxiliary Bar Collar Set Screw	202398	10247	" " " Lever
200543h	10275	Presser Bar Auxiliary Bar Foot Screw	202399	10247	" " " Driving Stud with 202277
202512	10275	Presser Bar Auxiliary Bar Pin	202277	-----	Take-up Lever Driving Stud Oil Packing (wick)
202513	10275	" " " Spring	202400	10247	Take-up Lever Hinge Stud with 202423
*206904	-----	" " Bracket	202423	-----	Take-up Lever Hinge Stud Oil Packing (wick)
202507	10275	" " " 206904 with 200387c	200383c	10246	Take-up Lever Hinge Stud Set Screw
202874	-----	Presser Bar Bracket 202507 with 202509, 202510, 202512 and 202513	202401	10247	Take-up Lever Oiling Felt
200387c	10275	Presser Bar Bracket Set Screw	200132e	10247	" " " " Screw
207072	10249	" " Bushing	244007	10247	Tension Disc (back)
200352c	10248	" " " Set Screw	244008	10247	" " (front)
202339	10249	" " Lifter	202404	10247	" Release Plunger
200653c	10249	" " Hinge Screw	202405	10247	" " Washer
244004	13393	" " Lifting Releasing Lever Bracket	202407	10881	" Spring
200260b	10249	Presser Bar Lifting Releasing Lever Bracket Guide Screw	200625f	10247	" Stud with 204925
206608	13393	Presser Bar Lifting Releasing Lever Bracket Spring	200061c	13393	" " Set Screw
202337	10249	Presser Bar Position Guide	204925	13393	" " Washer
202338	10249	" " " Lever with 200086f	201572b	10881	" Thumb Nut
200086f	10248	Presser Bar Position Guide Lever Pinch Screw	202409	10252	Tension complete, Nos. 200625f, 201572b, 202405, 202407, 202410, 244007 and 244008
200352c	10248	Presser Bar Position Guide Set Screw	202410	10252	Thread Controller Spring
206752	13358	Presser Bar Spring (light)	202411	10252	" " " Stop
202346	10249	" " " Stop Rod	200132e	10247	" " " " Screw
225832	13358	" " " Stop Collar with 200113f	202413	10252	" Guide
200113f	13358	Presser Bar Stop Collar Set Screw	202414	10252	" " "
200492b	10249	" " Thumb Screw (pressure regulating)	202415	10252	" " "
200475b	13393	Presser Bar Thumb Screw Thumb Set Screw	202417	10252	" " "
202355	13393	Presser Bar Thumb Screw Thumb Set Screw (brass)	200582h	10252	" " Screw
202515	10275	Presser Foot	200355h	10252	" " Set Screw
			200368h	13393	" " " "
			202091	10252	" Retainer Sleeve
			202092	10252	" " Spring
			204058	10252	" " Stud
			200368h	13393	" " " Set Screw
			204059	-----	Thread Retainer complete, Nos. 202091, 202092 and 204058

No.	Plate	Name
202814	13360	Throat Plate, 50 needle hole, for needle sizes 14 and 15, with 202534, 202619 and two 200583r.
202534	13393	Throat Plate Bobbin Case Stop
202619	13392	" " " "
		Position Pin
200583r	13393	Throat Plate Bobbin Case Stop Screw
200577r	10245	Throat Plate Screw (2)

MACHINE No. 61w63

For Collars and Cuffs

Same as Machine No. 61w62 with the following exceptions:

No.	Plate	Name
244011	13394	Hook 244010 with 200145c, 200596f, 200614c, 202320, 203101, 206775, 206852 and 244014, in place of 244015
244017		Hook and Bobbin Case complete, Nos. 202717 and 244011, in place of 244016
206852	13392	Hook Gib, in place of 206978
207229	13358	Needle Bar with 200141c, in place of 202649
206890		Needle Bar Bushing 202327 with 202729, in place of 206881

ACCESSORIES

FOR MACHINES NOS. 61w62 and 61w63

No.	Plate	Name
200157b	13393	Attachment Screw
202265	13392	Bobbin (5)
*225482	—	“ Case Screw Driver Blade ..
*225483	—	“ “ “ Handle ..
225497	12153	Bobbin Case Screw Driver com- plete, Nos. 225482 and 225483 ..
225745	10338	Guide (combination)
202511	10274	Presser Bar Auxiliary Bar Foot Screw Wrench
202516	10275	Presser Foot
202517	10275	“ “
202518	10275	“ “
202519	10275	“ “
135 x 1	—	Needles, six each, sizes 10 and 12
228212	—	Drip Pan (short) with four 1 in. wire nails
12361	13390	Machine Hinge Connection (2) ...
41400	12153	“ Rest Pin (wood)
120342	12153	Oilier (copper plated) with 120343
120343	12153	“ Spout, 3½ in. long
*225484	—	Screw Driver Blade
*225485	—	“ “ Handle
225498	12153	Screw Driver complete (7¼ in. long), Nos. 225484 and 225485 ..
225554	12153	Wrench (steel)

BOBBIN WINDER

Swing Automatic, Right Hand

225453	10884	Frame with 202277 and 225438 ...
225454	10884	“ Hinge Pin
202277	—	“ Oil Packing (wick)
225438	10884	“ “ Well Cap
225455	10884	“ Spring
225456	10884	“ “ Plunger
202473	10885	Pulley with 200380c
209380c	—	“ Set Screw

No.	Plate	Name
225381	10884	Spindle
225444	10884	Stop Latch
200056c	10884	“ Screw
225458	10884	“ Thumb Lever
225459	10884	“ “ Hinge Stud
225459	10884	“ “ Joint Stud
202478	10884	“ Trip Lever
200299n	10884	“ “ Hinge Screw
225461	10881	Tension Bracket with 201499b
200082c	10881	“ “ Screw
228026	10884	“ “ Washer
2102	10881	“ Disc
202407	10881	“ Spring
201499b	10881	“ Stud
201572b	10881	“ Thumb Nut
225462	10881	Bobbin Winder Tension Bracket complete, Nos. 201572b, 202407, 225461 and two 2102
225433	10885	Bobbin Winder and Tension Bracket Base
225382	10885	Universal Bobbin Winder complete, Nos. 200056c, 200082b, 200299n, 202473, 202478, 225381, 225433, 225444, 225453 to 225456, 225458, 225462, 228026, two each 225459 and wood screws ¾ in., No. 12, R.H.B.

GUIDE

For Collar and Cuff Work

225732	10335	Guide with 226236
225733	10335	“ Bracket with 200855E
225735	10335	“ “ Base
200158a	10335	“ “ Hinge Screw
201526b	10335	“ “ “ Nut ..
226071	10335	“ “ “ Spring Washer
200855a	13358	Guide Bracket Screw Stud
201563b	10335	“ “ “ Thumb Nut
225734	10335	Guide Bracket Screw Stud Washer
226236	10335	“ Pin
225738	—	Guide and Swing Bracket complete, Nos. 200158a, 201526b, 201563b, 225732 to 225735 and 226071

KNEE LIFTER

No.	Plate	Name
2763	13395	Rock Shaft
228278	13395	" " Hanger (back) with 356c
228279	---	Rock Shaft Hanger 228278 with 202452 and 228282
228280	13395	Rock Shaft Hanger (front) with two 356c
228281	---	Rock Shaft Hanger 228280 with 202452 and 228282
228282	13395	Rock Shaft Hanger Bracket with two wood screws 1 in., No. 10
202452	---	Rock Shaft Hanger Hinge Pin
202455	13395	" " Knee Arm
356c	---	" " " " Set Screw
228284	13395	" " " " Plate with 356c
356c	---	" " " " " " Set Screw
228283	13395	" " " " Lifting Lever with two 356c
227728	13395	Rock Shaft Lifting Lever Rod with 227729
227729	---	Rock Shaft Lifting Lever Rod Cap
356c	---	" " " " " " Set Screw
356c	---	Screw
356c	---	Rock Shaft Lifting Lever Set Screw
356c	---	" " " " " " Set Screw
228285	13395	Knee Lifter Rock Shaft complete, Nos. 2763, 202455, 227728, 228279, 228281, 228283 and 228284

(Other Knee Lifter parts are listed with parts of machine head.)

FEED DOGS

202279	13360	Feed Dog, for collar and cuff work, for 202814
202280	13360	Feed Dog, for long stitch, for 202814
202289	13360	" " " " collar and cuff work, for 202948
202555	13360	Feed Dog, for 202814
206994	13360	" " " " short stitch, for 203196
207053	13360	" " " " shirt collar and cuff work, for 202948
207054	13360	Feed Dog, for shirt collar and cuff work, for 202948

PRESSER FEET

No.	Plate	Name
202515	10275	Presser Foot
202516	10275	" " " "
202517	10275	" " " "
202518	10275	" " " "
202519	10275	" " " "
202520	10275	" " " "
202526	---	" " 202520 with 202521 to 202525 and 206845
202846	10275	Presser Foot
202952	---	" " 202846 with 202521 to 202525 and 206845
202521	10275	Presser Foot Yielding Extension
202522	10275	" " " "
202523	10275	" " " "
202524	10275	" " " "
202525	10275	" " " "
206845	13358	" " " "

THROAT PLATES

202814	13360	Throat Plate, 50 needle hole, for needle sizes 14 and 15, with 202534, 202619 and two 200583a, for 202279, 202280 and 202555
202948	13360	Throat Plate, 56 needle hole, for needle sizes 10 and 11, with 202534, 202619 and two 200583a, for 202289, 207053 and 207054
202106	13360	Throat Plate, 50 needle hole, for needle sizes 14 and 15, with 202534, 202619 and two 200583a, for collar and cuff work, for 206994

GUIDES

No.	Plate	Name
226237	10909	Guide, for collar and cuff work . . .
231337	13393	" " cloth
225731	10909	" " collar and cuff work . . .
225742	10909	" (combination), for collar and cuff work
225743	10909	Guide (combination), for collar and cuff work
225745	10338	Guide (combination), for collar and cuff work
225746	10338	Guide Adjustable (combination) with 200187b and 225985, for narrow gauge collar and cuff work.
225985	10338	Guide Adjustable Guide
200187b	10338	" " Screw

GUIDE

For Collar and Cuff Work

225732	10335	Guide with 226236
225733	10335	" Bracket with 200855E
225735	10335	" " Base
200158d	10335	" " Hinge Screw
201526E	10335	" " " Nut.
226071	10335	" " " Spring
200855E	13358	Washer
201563b	10335	Guide Bracket Screw Stud
		" " " Thumb
		Nut
225734	10335	Guide Bracket Screw Stud Washer
226236	10335	" Pin
225738		Guide and Swing Bracket complete, Nos. 200158d, 201526E, 201563b, 225732 to 225735 and 226071

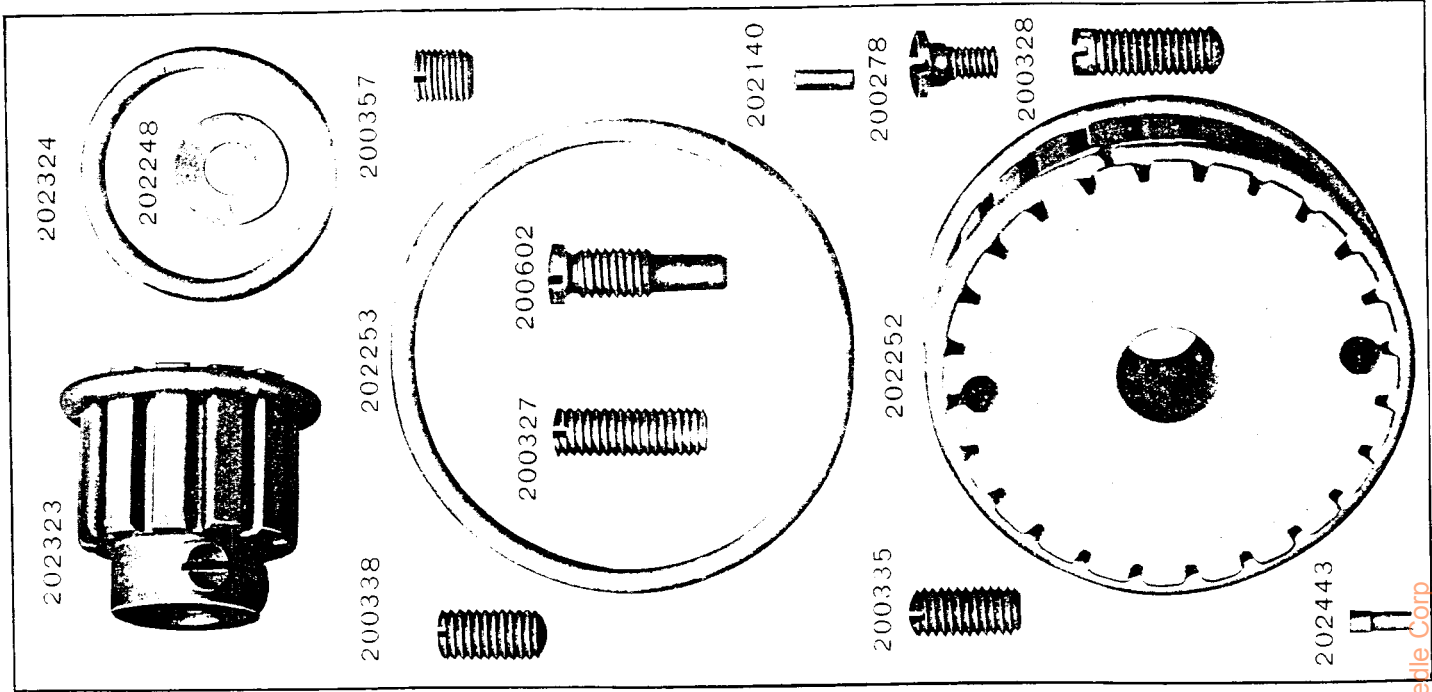


PLATE 10245—FULL SIZE

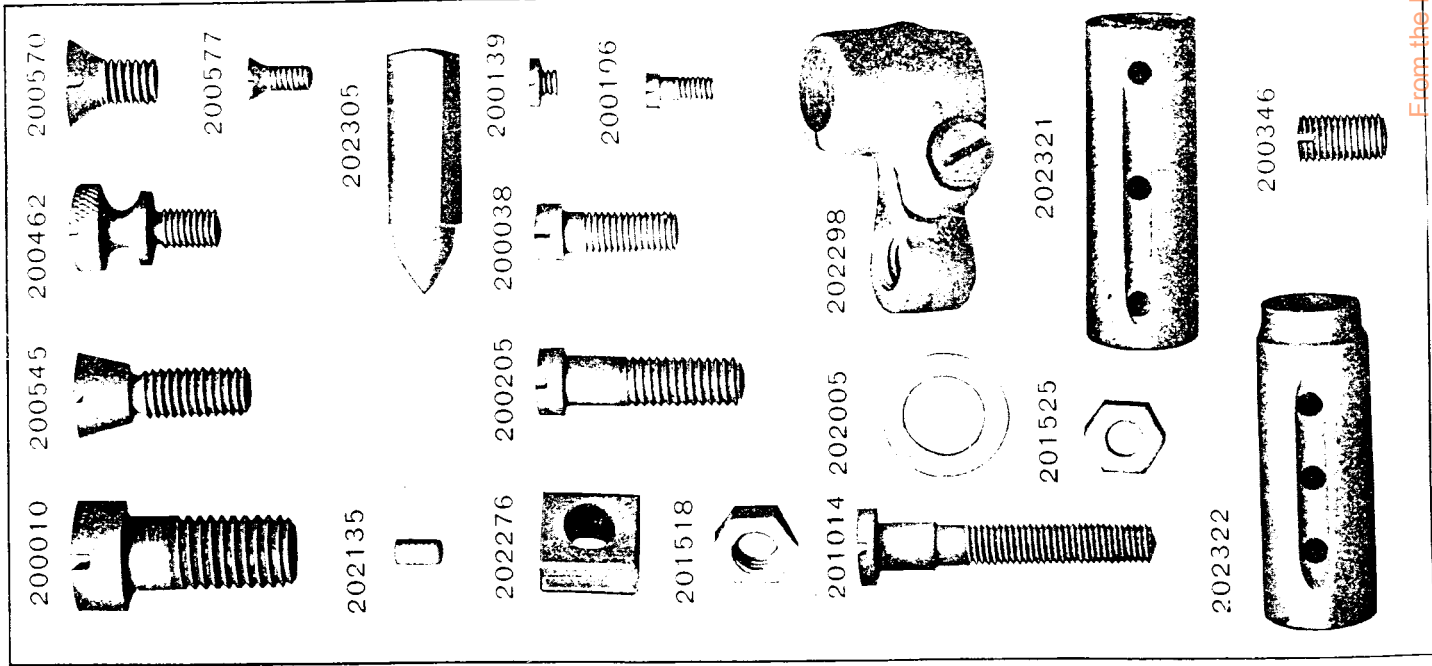


PLATE 10246—FULL SIZE

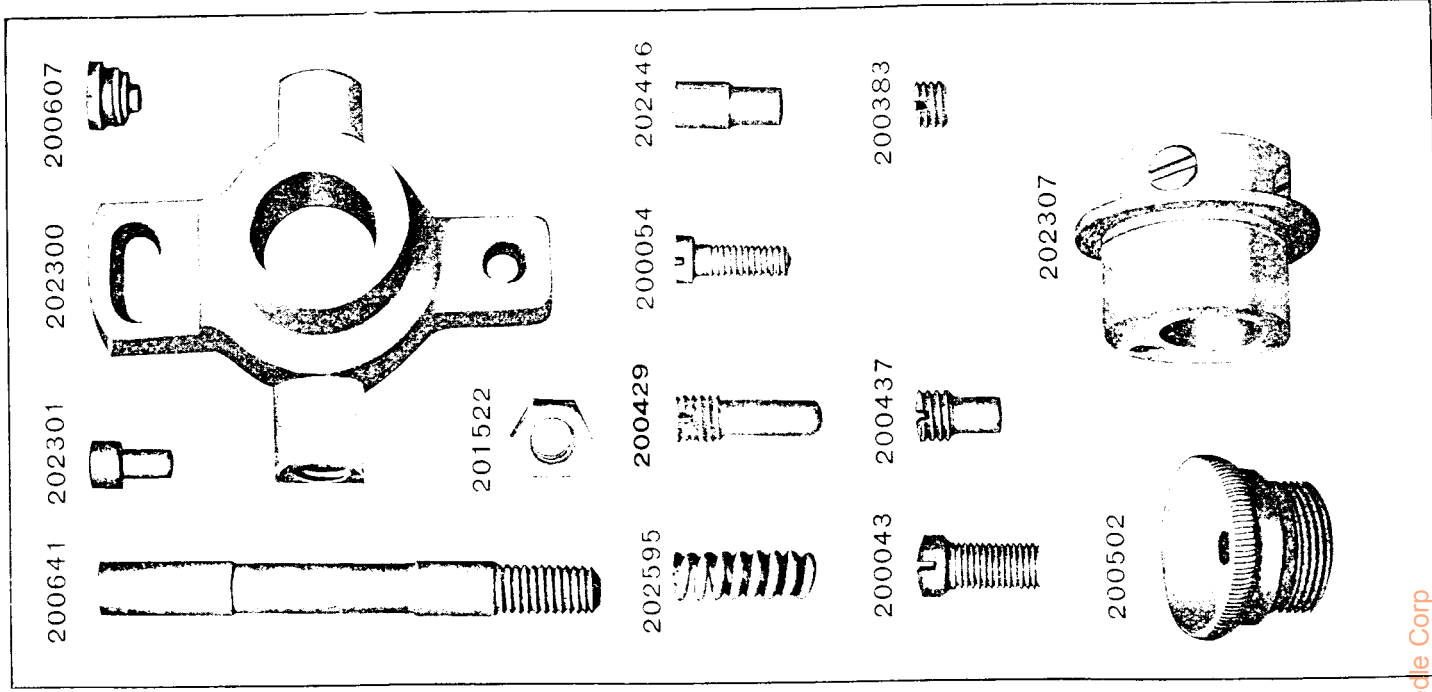


PLATE 10247—FULL SIZE

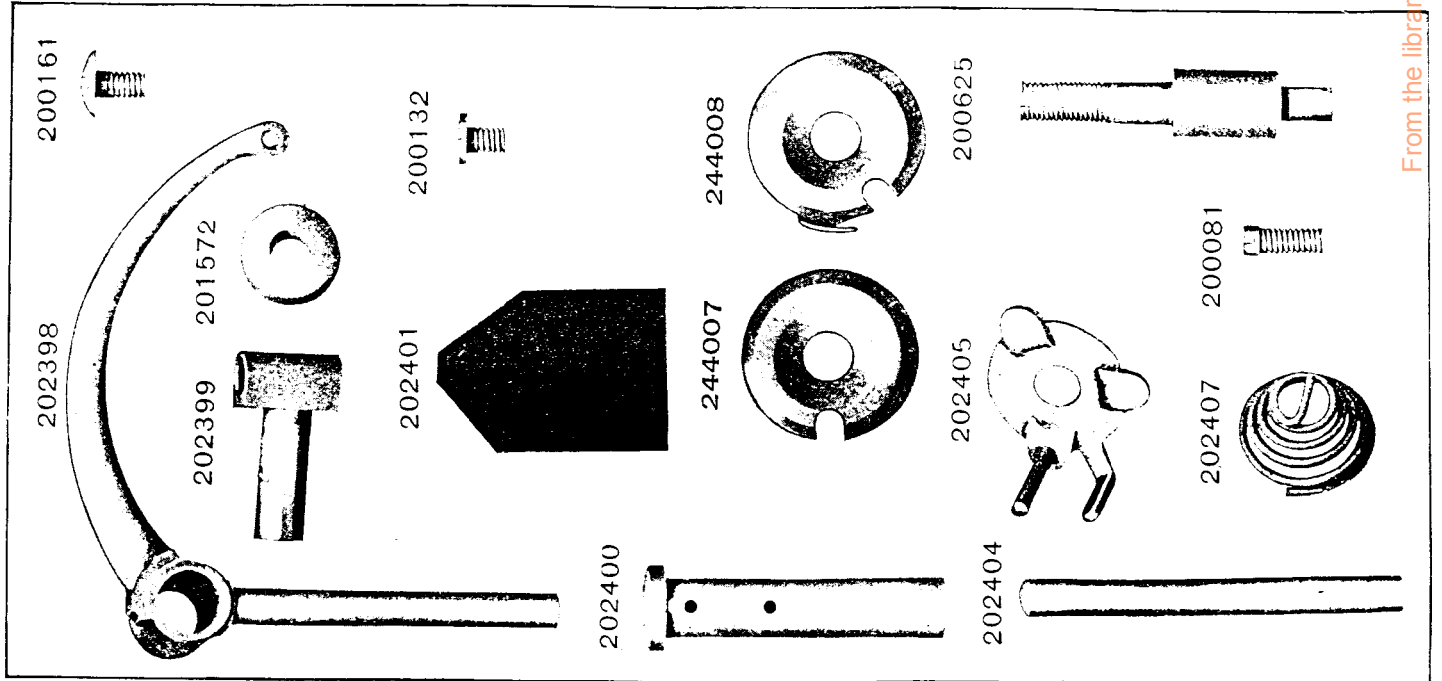


PLATE 10248—FULL SIZE

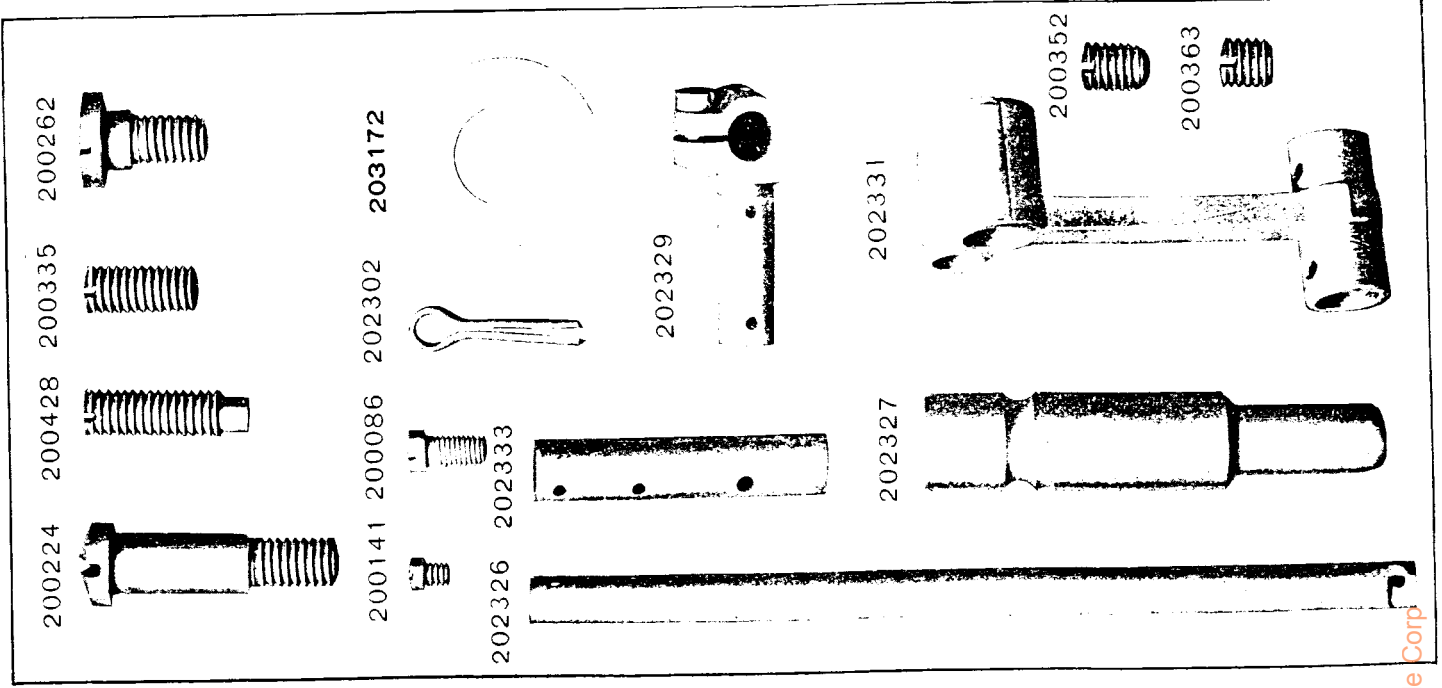


PLATE 10249---FULL SIZE

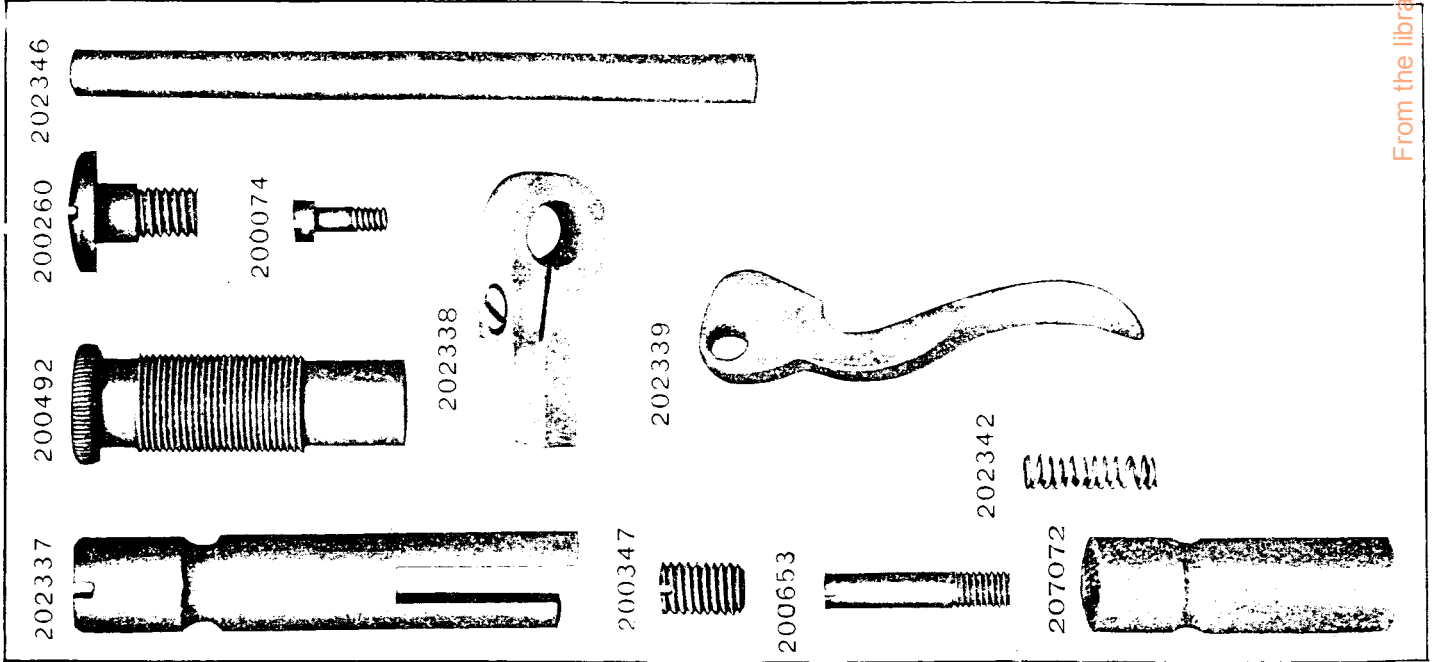


PLATE 10252---FULL SIZE

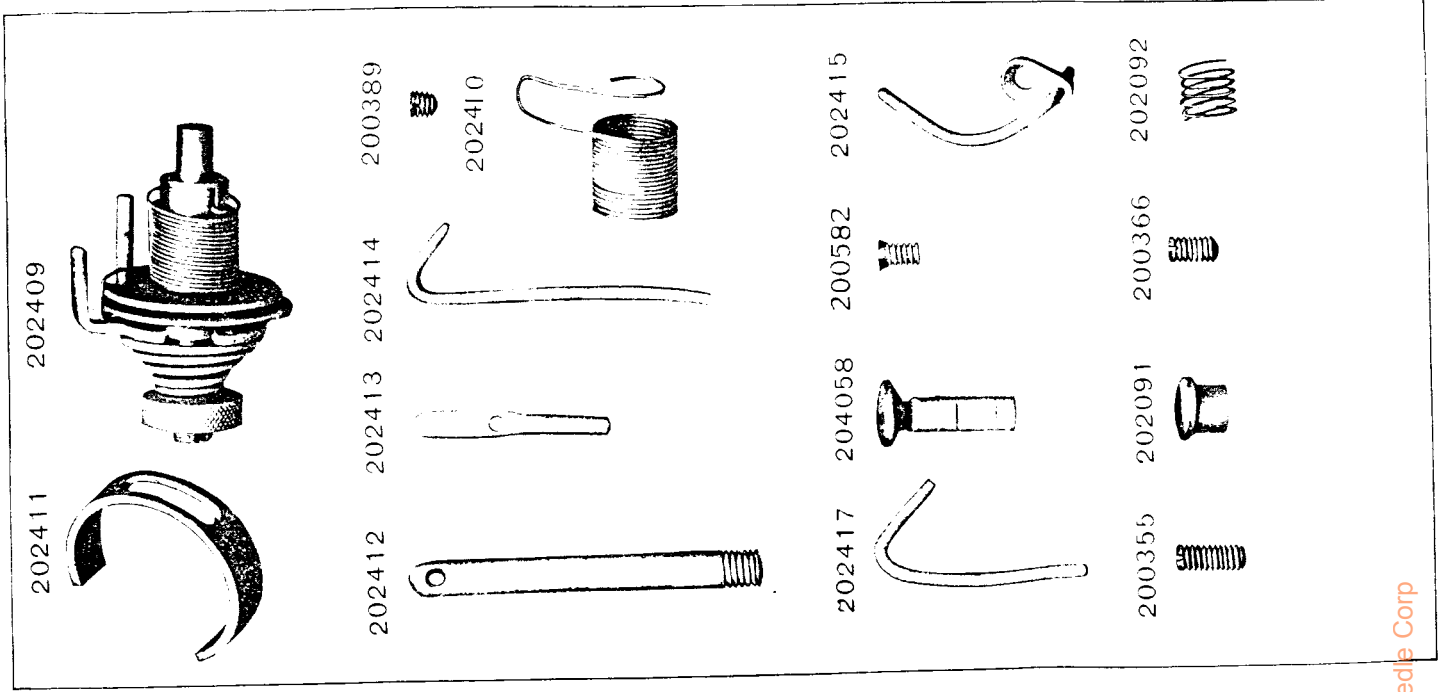


PLATE 10274-FULL SIZE

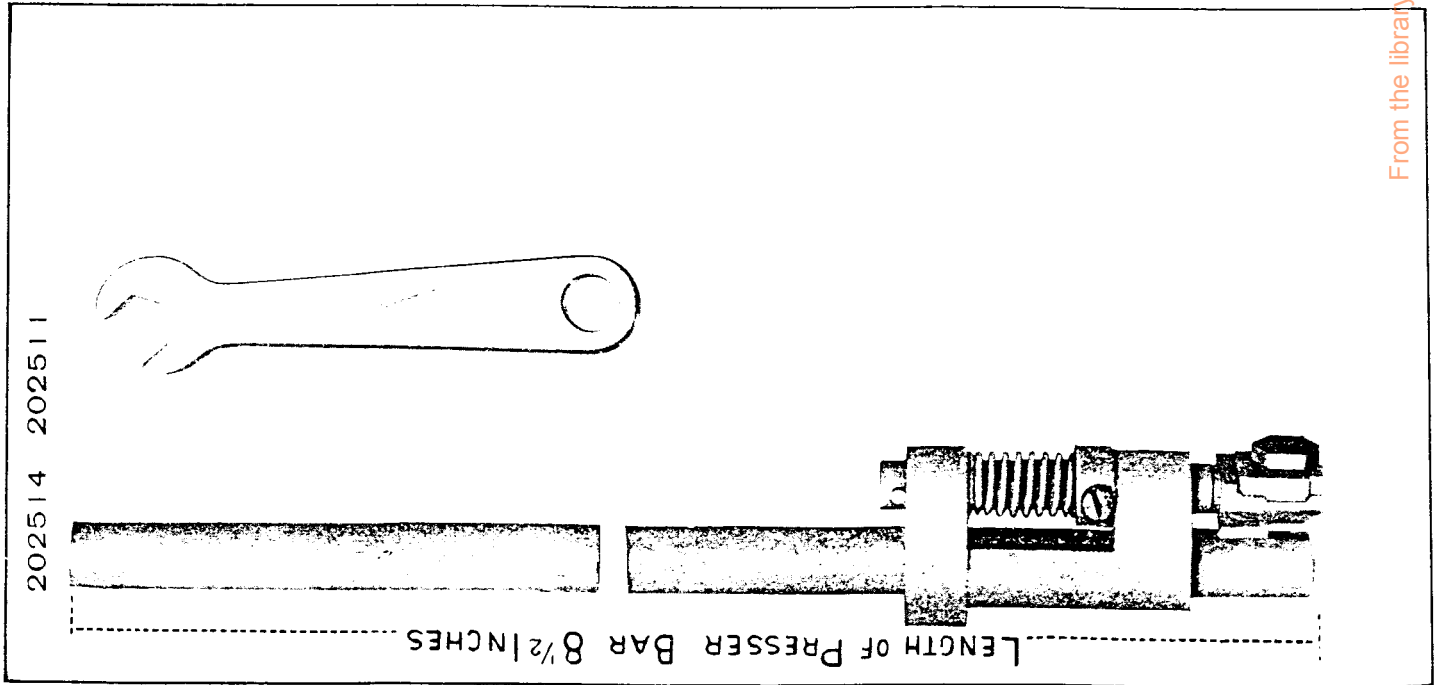


PLATE 10275-FULL SIZE

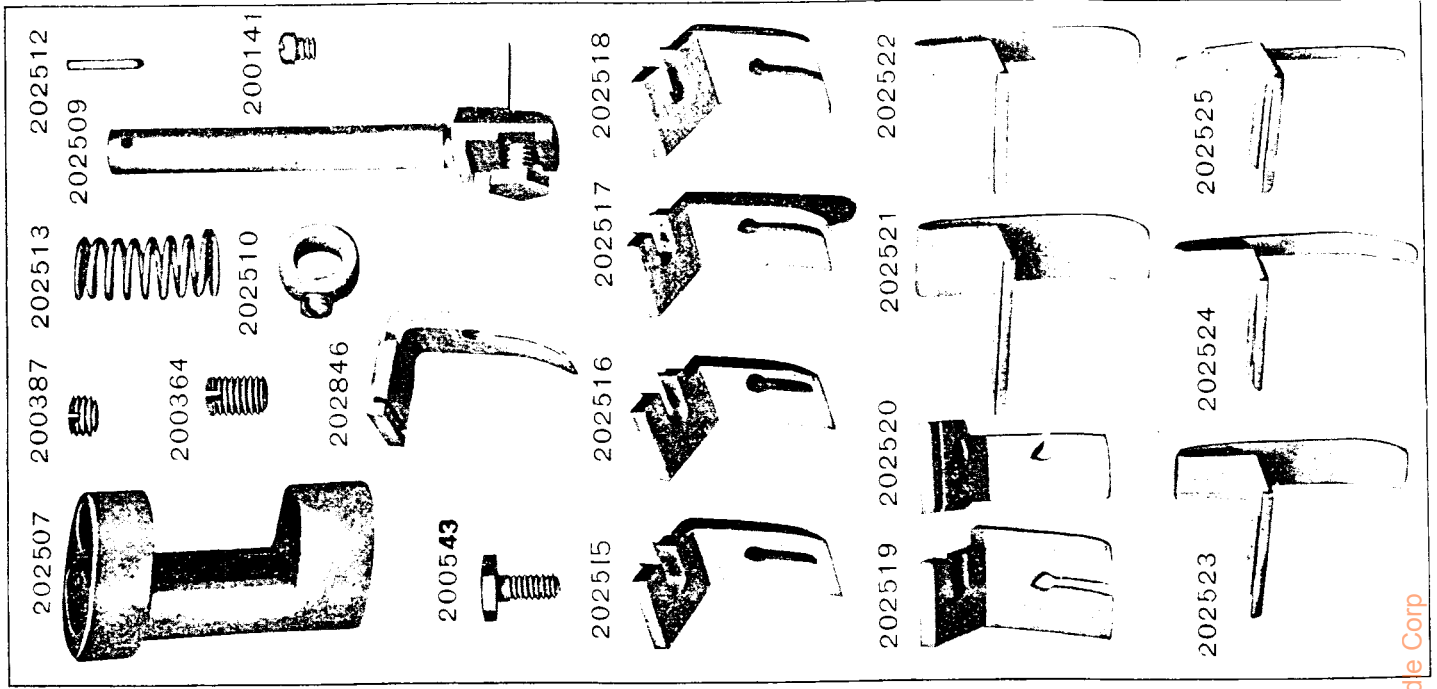



PLATE 10335—FULL SIZE


225071



200158



225734



225732



226236

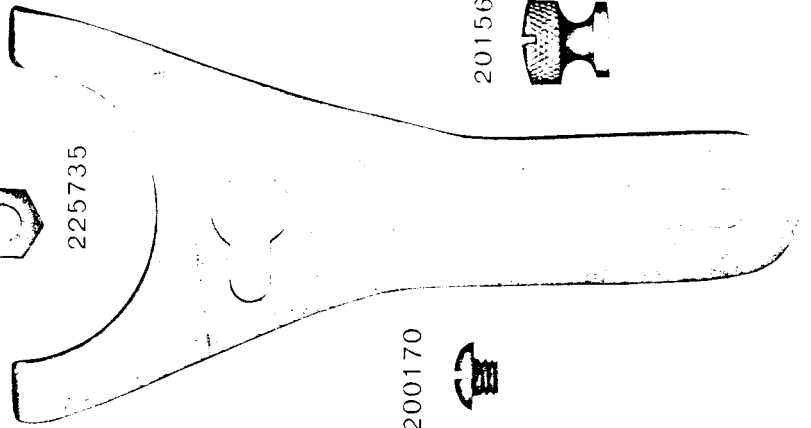


225733

201526



225735



200170

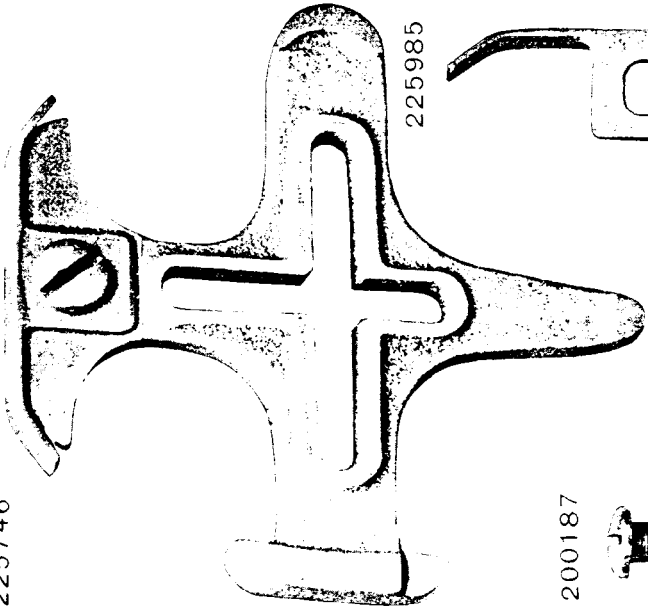


201563



PLATE 10338—FULL SIZE

225746



225985



200187



225745

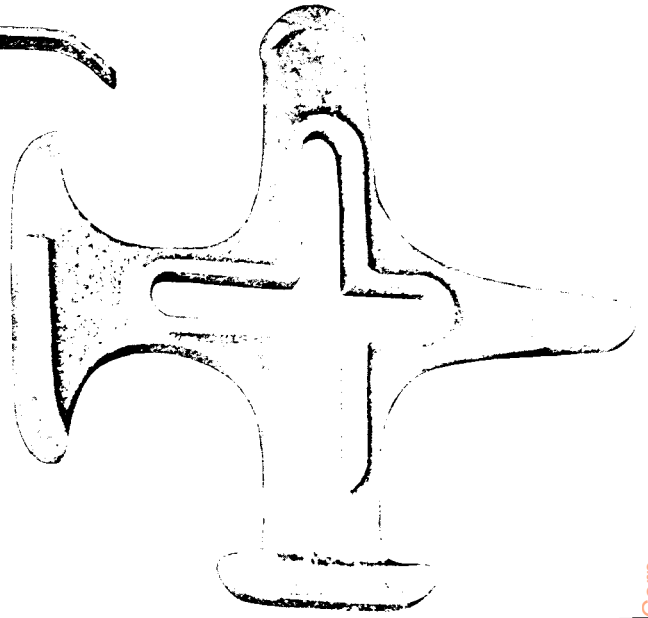


PLATE 10667 - ONE - HALF SIZE

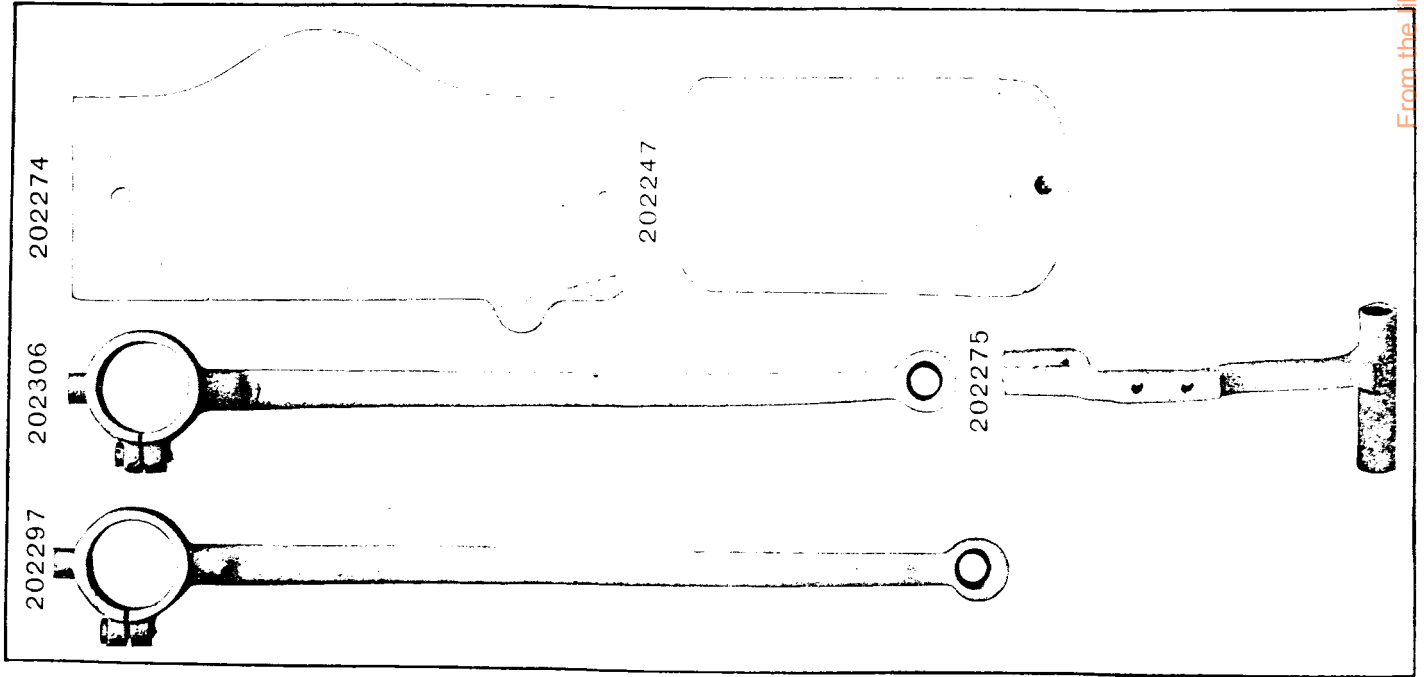


PLATE 10881 - FULL SIZE

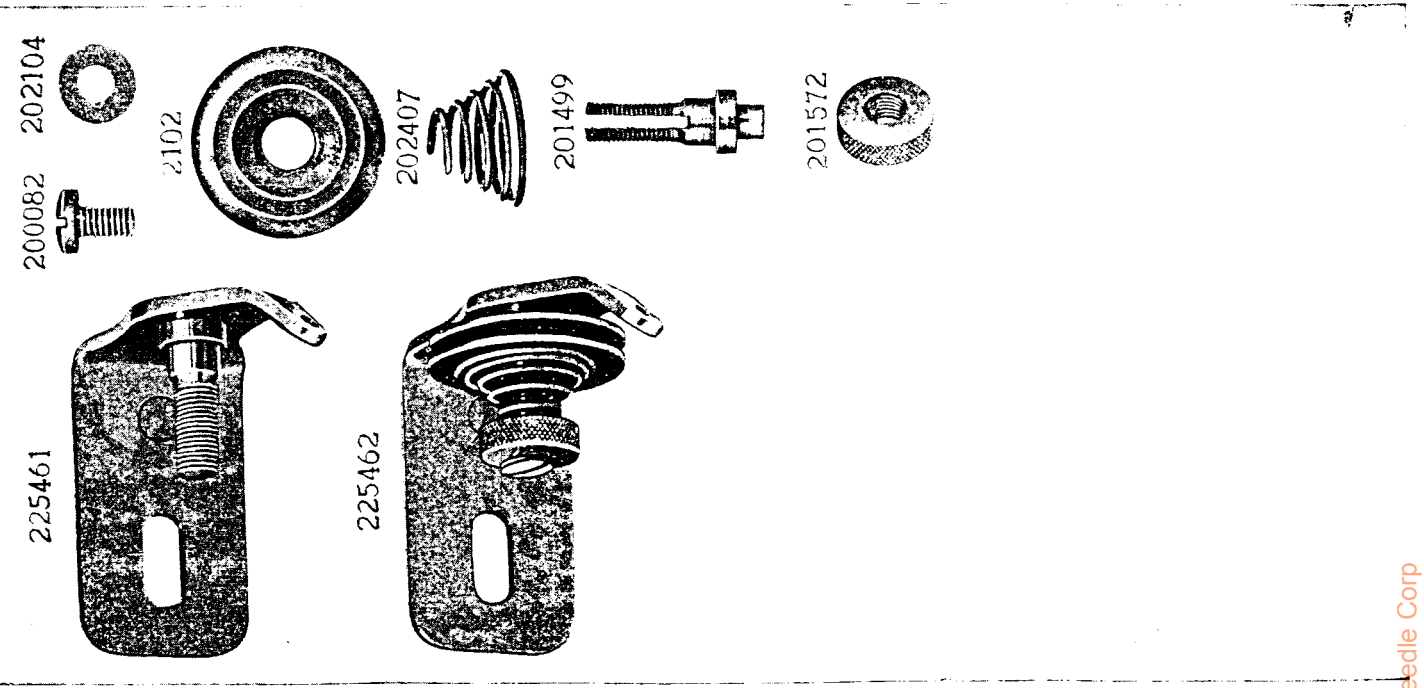


PLATE 10884—FULL SIZE

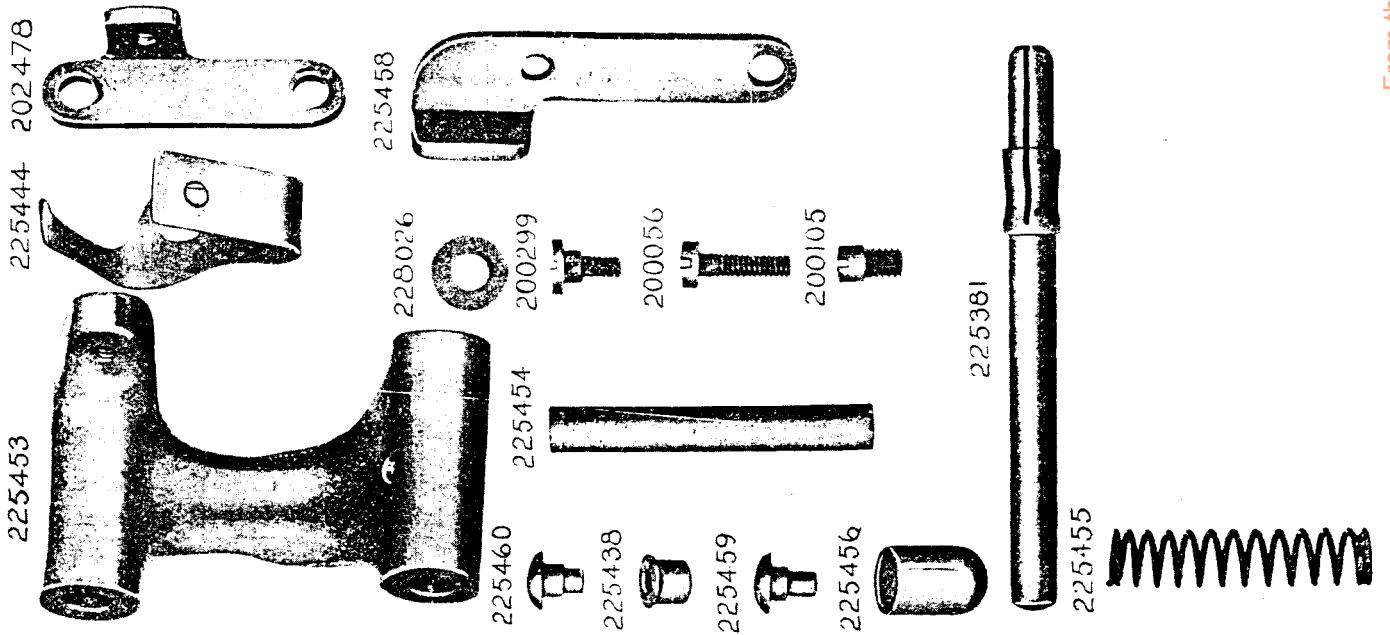


PLATE 10885—ONE-FOURTH SIZE

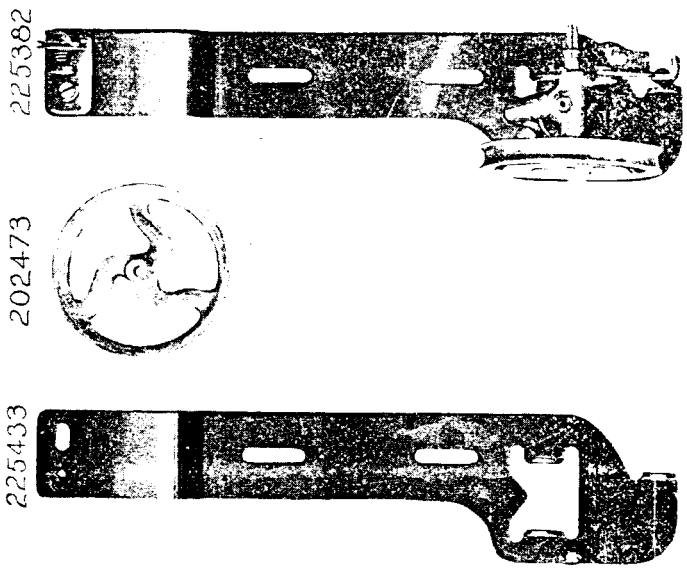
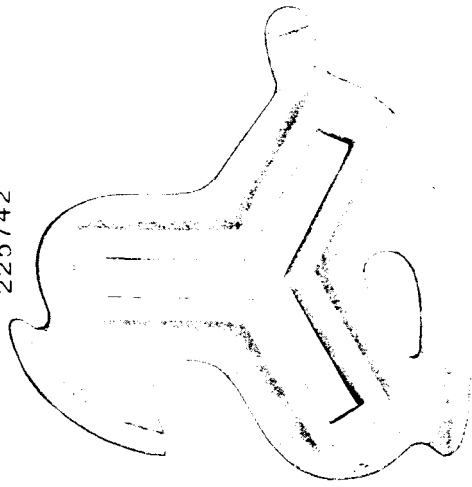



PLATE 10909 - FULL SIZE


225742



225743



226237



225731





PLATE 12153 - ONE HALF SIZE

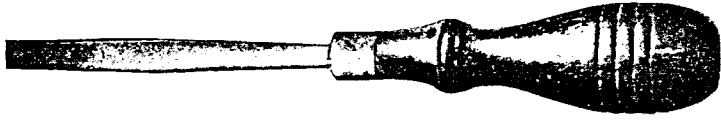
41400



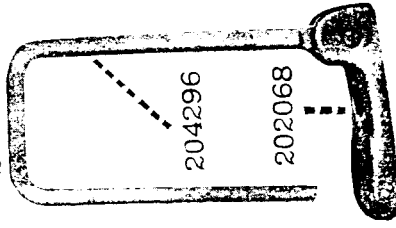
225497



225498




204297




204296

202068

225554



120343



120342

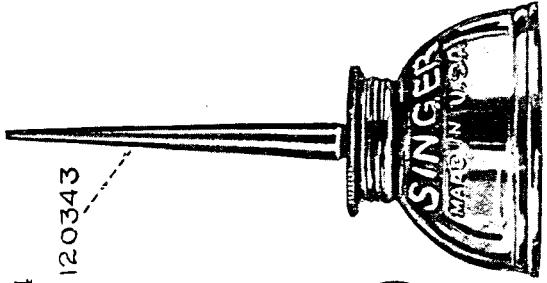


PLATE 13351--ONE-HALF SIZE

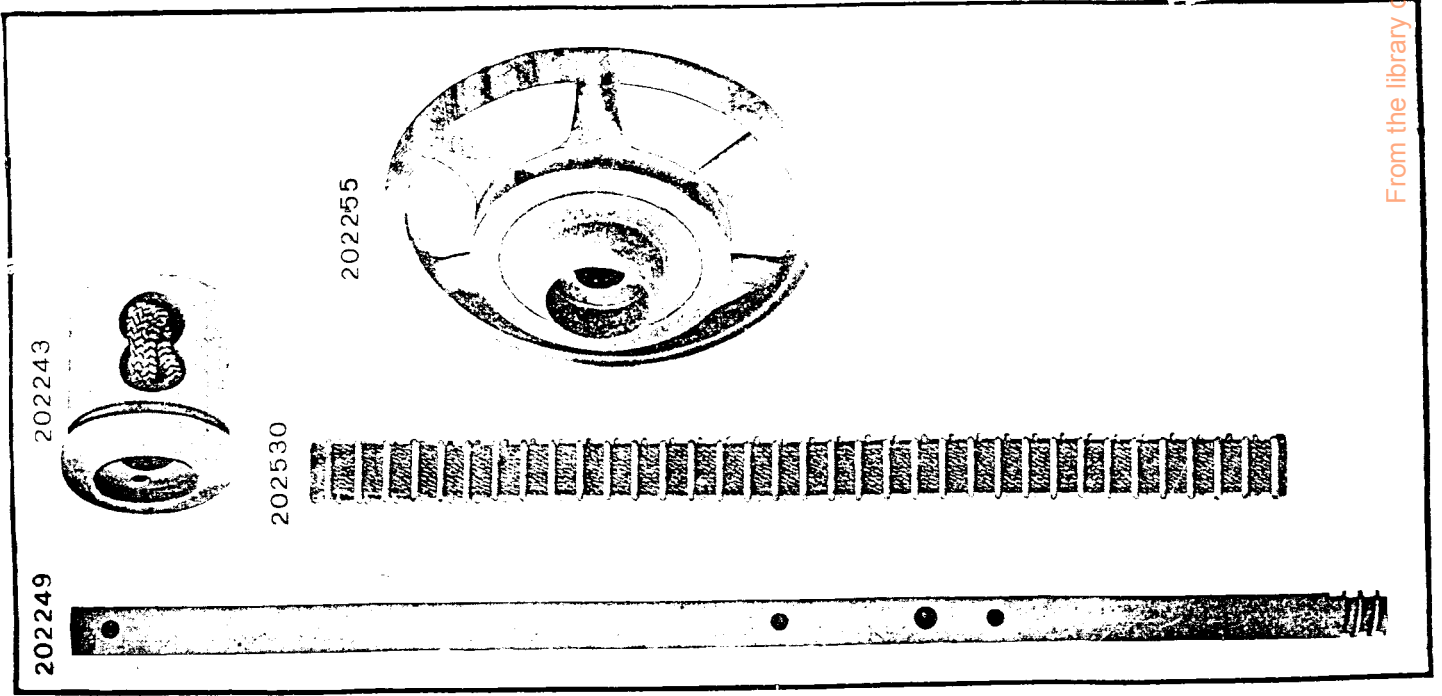


PLATE 13358--FULL SIZE




PLATE 13390—ONE-HALF SIZE

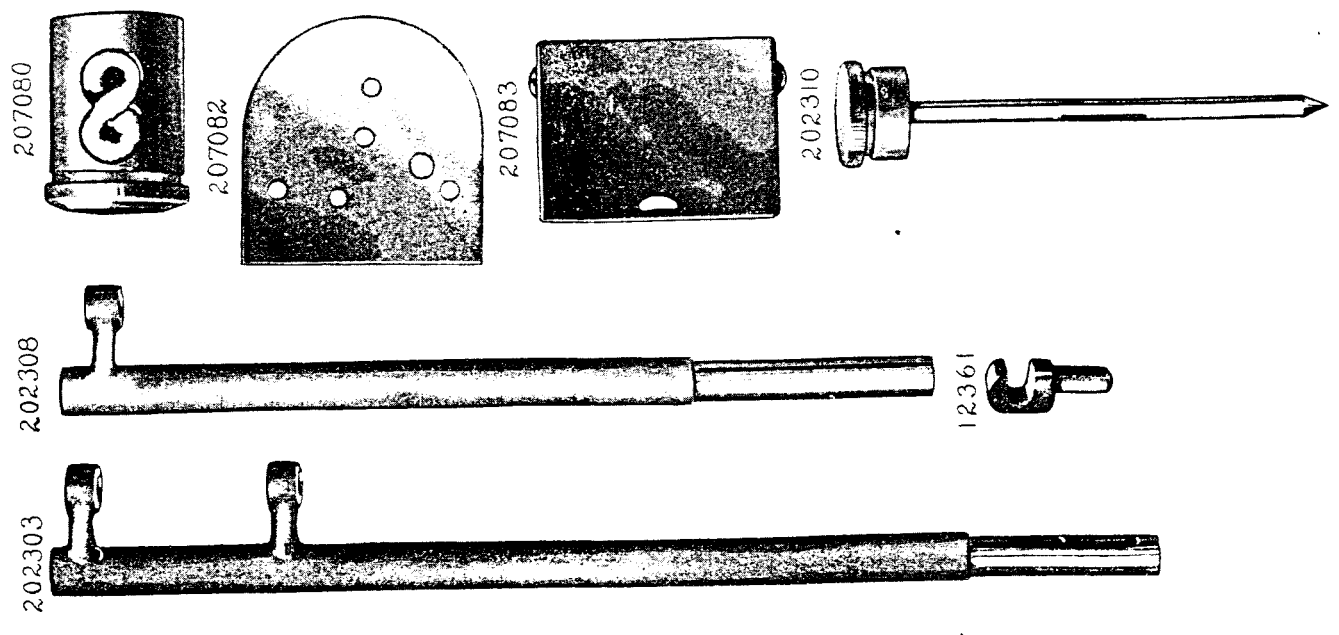


PLATE 13360—FULL SIZE

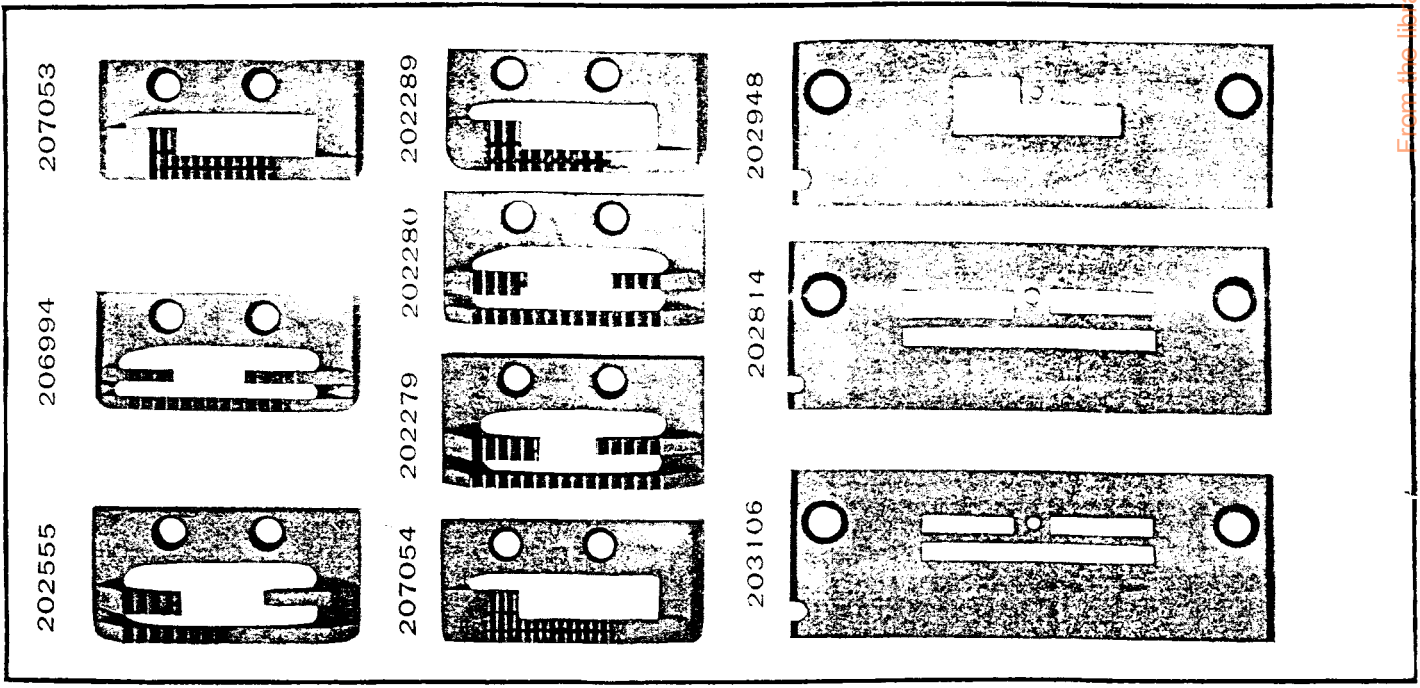


PLATE 13392—FULL SIZE

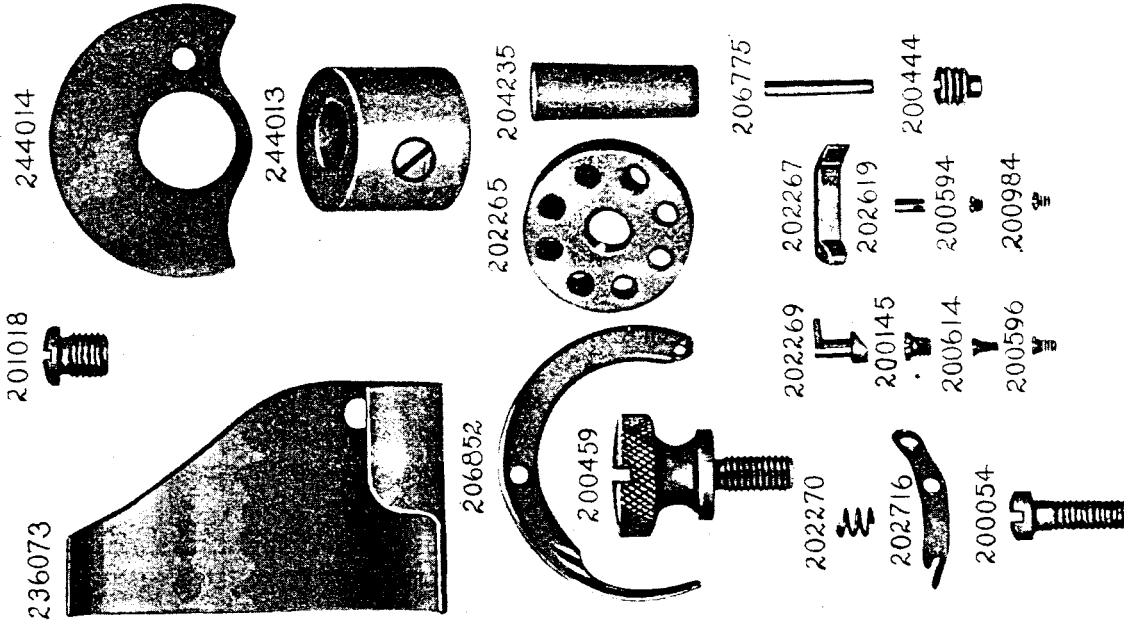


PLATE 13393—FULL SIZE

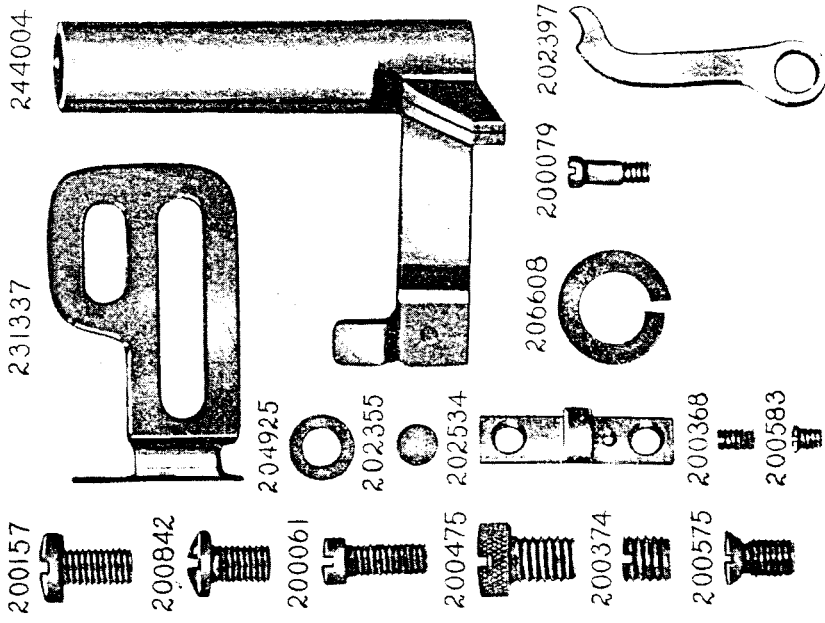


PLATE 13395—ONE-FOURTH SIZE

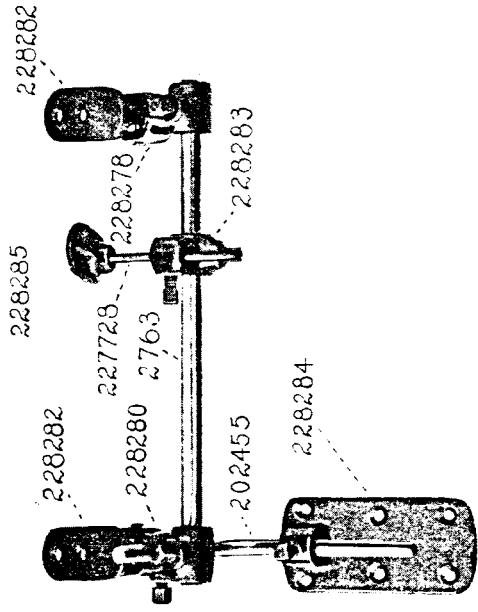


PLATE 13394—ONE-HALF SIZE

